



















STAYBRIDGE SUITES PUBLIC AREA FINISH SCHEDULE

Tag	Location	Vendor	Pattern	Picture
SP-WC-1	LOBBY/VESTIBULE/ BUFFETT/ HALF 1 st FLOOR CORRIDOR/BS	MDC WALLCOVERING	BETA18018 OFF WHITE	
L SP-WC-2	COFFEE NICHE	MDC WALLCOVERING	BETA18009 - SAGE	
SP-WC-4	MAIN CORRIDOR	MDC WALLCOVERING	BETA18017 TAUPE/GREY	
L SP-WC-5	CORRIDOR DOOR DROP	MDC WALLCOVERING	BETA18008 – DARK BROWN – TEXTURED WOOD LOOK	
SP-WC-6	ACCENT WALL AT DEN (MIGHT NOT HAVE THIS TBD WHICH WALL)	MDC WALLCOVERING	ALPHA7545 - SALT PAN ADOBE	

<p>SP-WC-7</p>	<p>WALL VINYL @ PUBLIC RESTROOM/GUEST LAUNDRY</p>	<p>BETA18016</p>	<p>BLUE HERRINGBONE</p>	
<p>SP-PT-1</p>	<p>CEILING PAINT THROUGHOUT</p>	<p>SHERWIN WILLIAMS</p>	<p>SW-7005 PURE WHITE Finish: FLAT</p>	
<p>SP-PT-4</p>	<p>PAINT AT DARK TV PANEL IN DEN</p>	<p>SHERWIN WILLIAMS</p>	<p>SW9175 DEEP FORREST BROWN Finish: Eggshell</p>	
<p>SP-PT-5</p>	<p>FITNESS CENTER, BACK OF HOUSE, LAUNDRY, STORAGE AREAS, STAIRWELLS, SALES</p>	<p>SHERWIN WILLIAMS</p>	<p>SW7004 SNOWBOUND Finish: Satin</p>	
<p>SP-PT-6</p>	<p>ACCENT CEILING PAINT AT DEN</p>	<p>SHERWIN WILLIAMS</p>	<p>SW9139 DEBONAIR Finish: FLAT</p>	
<p>SP-PT-9</p>	<p>CORRIDOR DOOR PAINT</p>	<p>SHERIN WILLIAMS</p>	<p>SW9139 DEBONAIR Finish: Semigloss</p>	






<p>SP-PT-8</p>	<p>CORRIDOR DOOR TRIM PAINT</p>	<p>SHERIN WILLIAMS</p>	<p>SW7634 - PEDIMENT Finish: Semigloss</p>	
<p>SP-T1</p>	<p>LOBBY TILE</p>	<p>CERAMIC TECHNIQUES</p>	<p>Contemporary White 8 x 40 Grout: Mapei Ultra Color Plus 47 Charcoal Installation: Herrigbone *Contractor Purchase</p>	
<p>SP-B1</p>	<p>PAINTED WOOD BASE</p>	<p>TBD</p>	<p>Bosley Mouldings MB371 Finish: SW7004 Snowbound *Contractor Purchase</p>	
<p>SP-T2</p>	<p>PUBLIC/EMPLOYEE RESTROOM TILE</p>	<p>CERAMIC TECHNIQUES</p>	<p>Natural Black 12 x 24 Rectified Grout: Mapei Charcoal 47 Installation: TBD *Contractor Purchase</p>	
<p>SP-B2</p>	<p>TILE BASE AT RESTROOM/EMPLOYEE RESTROOM</p>	<p>CERAMIC TECHNIQUES</p>	<p>Natural Black 3 x 24 Rectified Bull nose base Grout: Mapei Charcoal 47 *Contractor Purchase</p>	

<p>SP-T3</p>	<p>TILE AT BAR BEHIND TV</p>	<p>CERAMIC TECHNIQUES</p>	<p>Sienna Brickworks – White Natural 2'1.2 x10 Grout: Mapei 107 Iron Installation: Stacked *Contractor Purchase</p>	
<p>SP-T4</p>	<p>TILE AT BUFFETT WALLS</p>	<p>CERAMIC TECHNIQUES</p>	<p>SASSULO organic Brick – Ice Glossy 3 x 12 Mapei 107 Iron Installation: Herringbone *Contractor Purchase</p>	
<p>SP-T5</p>	<p>TILE AT PUBLIC RESTROOM WALL</p>	<p>CERAMIC TECHNIQUES</p>	<p>SASSULO organic Brick – Ice Glossy 3 x 12 Mapei 107 Iron Installation: Stacked *Contractor Purchase</p>	
<p>SP-T7</p>	<p>TILE AT FIREPLACE</p>	<p>CERAMIC TECHNIQUES</p>	<p>Bari Mineral Stone – Natural 12 x 24 Grout: Mapei Plus 47 Charcoal Installation: Stacked *Contractor Purchase</p>	
<p>SP-VCT1</p>	<p>VTC AT LAUNDRY, STORAGE, PXB, BREAKROOM *CONCRETE IN POOL STORAGE/FITNESS MECHANICAL ROOM</p>	<p>ARMSTRONG</p>	<p>12 x 12 Field Grey 51927 Field Gray INSTALLATION: Monolithic *CONTRACTOR PURCHASE</p>	
<p>SP-B6.1.2</p>	<p>VINYL BASE AT ALL AREAS WITH VCT</p>	<p>DURKAN</p>	<p>Model: SBB03 Size: 4"H x 1/8"D x 120' *DESIGNER PURCHASING</p>	



SP-LVT1	VINYL TILE @ GUEST LAUNDRY	SHAW	Exo guard – Echo Terrain II 5.96 x 48 Installation: Glue Down *CONTRACTOR PURCHASE	
SP-B6.1.1	VINYL BASE AT GUEST LAUNDRY	SHAW	Color: 00770 Earthen SIZE: 4”H *DESIGNER PURCHASING	
SP-RF.1.	FITNESS VINYL FLOORING	DURKAN	Unite – Cove 0927Cornerstone 9 x 48 Installation: Loose Lay, Glue Down *DESIGNER PURCHASING	
SP-B6.1.2	VINYL BASE AT FITNESS	DURKAN	Model: SBB03 Size: 4”H x 1/8”D x 120’ *DESIGNER PURCHASING	
CPT1.1	CARPET AT LIVING ROOM/BUSINESS CENTER/ELEVATOR AND UPPER ELEVATOR LOBBIES/MEETING ROOM	SHAW	Truffle – Honest Tile Pattern: 5T236-35760 *DESIGNER PURCHASING	
SP-B8	CARPET BASE AT LIVING ROOM/BUSINESS CENTER/ELEVATOR & UPPER ELEVATORS/MEETING ROOM	SHAW	Neutral Carpet Base 4”H Thunder 50583 *DESIGNER PURCHASING	

CPT2.1.1	CARPET AT CORRIDOR	SHAW	Broadloom Pattern: CF59009/BB36Y *DESIGNER PURCHASING	
CPT2.1.2	DOOR FILL AT CORRIDOR	SHAW	Style: BS171 Color: BB97C Broadloom *DESIGNER PURCHASING	
CPT-3.1	CARPET AT BACK OF HOUSE OFFICES & STAIRWELLS	SHAW	Broadloom Gradient 5A153- 34595 Cobble Grey *DESIGNER PURCHASING	
SP-B8	CARPET BASE AT CORRIDOR AND STAIRWELLS	SHAW	Neutral Carpet Base 4"H Thunder 50583 *DESIGNER PURCHASING	
SP-B6.1.1	VINYL BASE AT BACK OF HOUSE OFFICES	SHAW	Color: 00770 Earthen SIZE: 4"H *DESIGNER PURCHASING	
CPT-6.1	ENTRY WALL OFF MAT AT VESTIBULE	SHAW	Sterling Welcome II Tile Pattern: 5T031- 31557 *DESIGNER PURCHASING *CARPET DOES NOT TOUCH WALL – Wood base	

STAYBRIDGE SUITES GUEST ROOM FINISH SCHEDULE

Tag	Location	Vendor	Pattern	Picture
SG-PT-1	WALL PAINT/BATHROOM WALL PAINT	SHERWIN WILLIAMS	SW7015 Repose Gray Finish: Satin	
SG-PT-2	CEILING PAINT	SHERWIN WILLIAMS	SW-7005 PURE WHITE Finish: FLAT	
SG-PT-3	ALL DOOR TRIM PAINT	SHERWIN WILLIAMS	SW7004 SNOWBOUND Finish: Semi Gloss	
SG-PT-4	VENT/GRILLE PAINT	SHERWIN WILLIAMS	SW7015 Repose Gray Finish: Semi Gloss	
SG-PT-5	UPPER CABINET	SHERWIN WILLIAMS	SW7004 SNOWBOUND Finish: Satin	

<p>SG-PT-9</p>	<p>ENTRY DOOR PAINT *Unsure about Closet/Bathroom door. TBD</p>	<p>SHERIN WILLIAMS</p>	<p>SW9139 DEBONAIR Finish: Semigloss</p>	
<p>SG-T1</p>	<p>BATHROOM TILE</p>	<p>CERAMIC TECHNIQUES</p>	<p>Natural Black 12 x 24 Rectified Grout: Mapei Charcoal 47 Installation: Stacked *Contractor Purchase</p>	
<p>SG-B2</p>	<p>BATHROOM TILE BASE</p>	<p>CERAMIC TECHNIQUES</p>	<p>Natural Black 3 x 24 Rectified Bull nose base Grout: Mapei Charcoal 47 *Contractor Purchase</p>	
<p>SG-T2</p>	<p>KITCHEN BACKSPLASH TILE</p>	<p>CERAMIC TECHNIQUES</p>	<p>Sassulo Urban Brick F697 Glossy Blue Grout: Mapei Charcoal 47 Installation: Stacked *Contractor Purchasing</p>	
<p>SG-ST5</p>	<p>SHOWER SURROUND</p>	<p>MINCEY MARBLE</p>	<p>#2250 Solid White – Gloss 2 x 14 *Contractor Purchasing</p>	

SG-VF1	LVT AT KITCHEN	SHAW	Echo 00775 Style: 0454V Terrain II 20 Mil Installation: Direct Glue Down *Contractor Purchasing	
SG-B1.1.1	VINYL BASE THROUGHOUT GUESTROOM	SHAW	00770/ Earthen SIZE: 4"H * DESIGNER PURCHASING	
SG-CPT1.1	CARPET AT GUESTROOM	SHAW	Broadloom Pattern: CB522 & 5429D Installation: Stretch In * DESIGNER PURCHASING	